


Habitat Engineering




Activity #2: Nest Building


Building a nest is a really important part of a bird's life. It is the home where they sleep, where they raise babies and how they find their mate!

When birds build nests they make sure it is big enough for them to sit and lay eggs, and soft enough to be comfortable to sleep.

In this activity, you are going to build a bird's nest using only the materials you found in your scavenger hunt in Activity #1. Be sure to only use found materials, that is part of the challenge!



Habitat Engineering



Activity #2: Nest Building


In this activity, you are going to build a bird's nest using only the materials you found in your scavenger hunt.

Materials


- Sticks
- Grass or straw
- Flowers
- Feathers
- Dirt + water
- Fur
- String
- Bark
- Paper
- Recycled Materials (things left behind by humans)

Directions:

1. Mix the dirt with water to make mud to help your nest stay together
2. Build the nest frame. Lay twigs around in a circle.
3. Using grass or string, tie these twigs together
4. Use twigs and mud to build up the walls, weaving the twigs into the base
5. Use additional materials like bark and grass to make a comfortable nest




Habitat Engineering




Activity #2: Nest Building

Draw a picture of your nest!

A large, empty rectangular box with a thin gray border, intended for the student to draw their nest.



Habitat Engineering



Activity #2: Nest Building Wrap-Up

In this activity, we learned that build a nest is hard work! Without materials like glue, building is really tricky. It requires patience and hard-work.

Unlike humans, birds don't even have hands. They use their beaks to place and arrange the materials for their nests. They also don't have tools like hammers, saws, and nails like we do to build our houses.

Birds and other habitat builders are really good engineers!